



APPROVAL SHEET
FOR
SMD BUZZER

广州粤能科技有限公司

GUANGZHOU YUENENG TECHNOLOGY CO., LTD.

CUSTOMER:

MODEL NO.: YN-DCW5525-10-3103S

OUR PART NO.:

CUSTOMER PART NO.:

CUSTOMER	APPROVED	CHECKED

Add: ,132 Shishu Road, Yuexiu District, Guangzhou City, Guangdong China.

Mobile:+86-18924165988

skype:18924165988

WhatsApp: +86-18924165988

Email: cngzyn@163.com

1. Technical Parameter

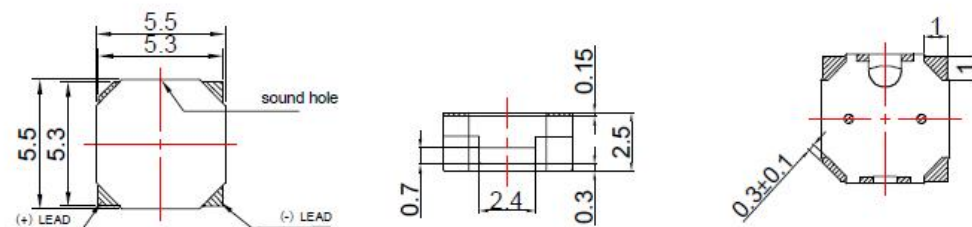
Measuring condition

Part shall be measured under a condition (Temperature: 5 ~ 35°C, Humidity: 45% ~ 85%R.H., Atmospheric pressure: 860 ~ 1060mbar) unless the standard condition (Temperature: 25±2°C, Humidity: 60%~70 %R.H. Atmospheric pressure: 860 ~ 1060mbar) is regulated to measure.

1	Rated Voltage	3 Vo-p
2	Operating Voltage	2~4Vo-p
3	Rated Current	Max.120mA
4	Sound Output at 10cm	Min. 80dB
5	Coil Resistance	10±2Ω
6	Resonant Frequency	3100Hz
7	Operating Temperature	-20°C ~ +70°C
8	Store Temperature	-30°C ~ +80°C
9	Net Weight	Approx 1g
10	RoHS	Yes

2. Dimensions

Unit: mm



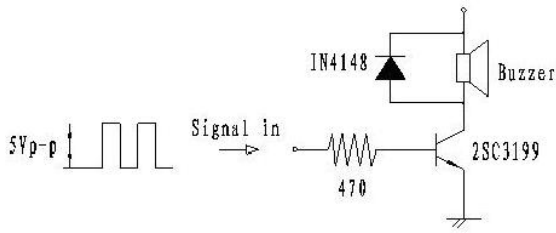
*Unit: mm; Tolerance: ±0.3mm Except Specified

*Housing Material: Black LCP

*Terminal plate: 2 soldering pads, tin Plating Brass

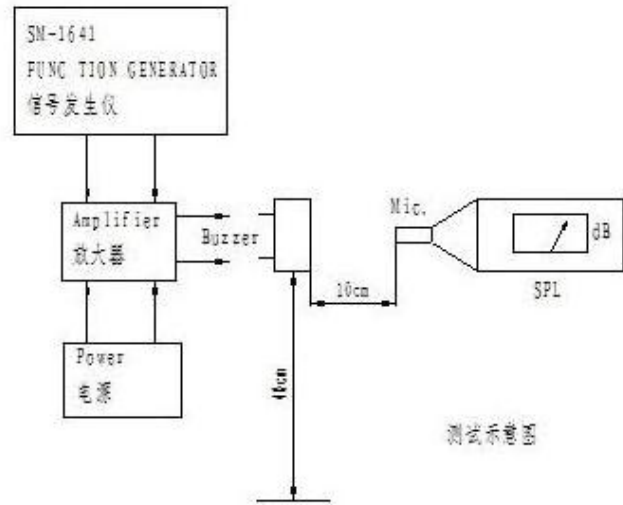
3. Electrical And Acoustical Measuring Condition

Recommended Driving Circuit



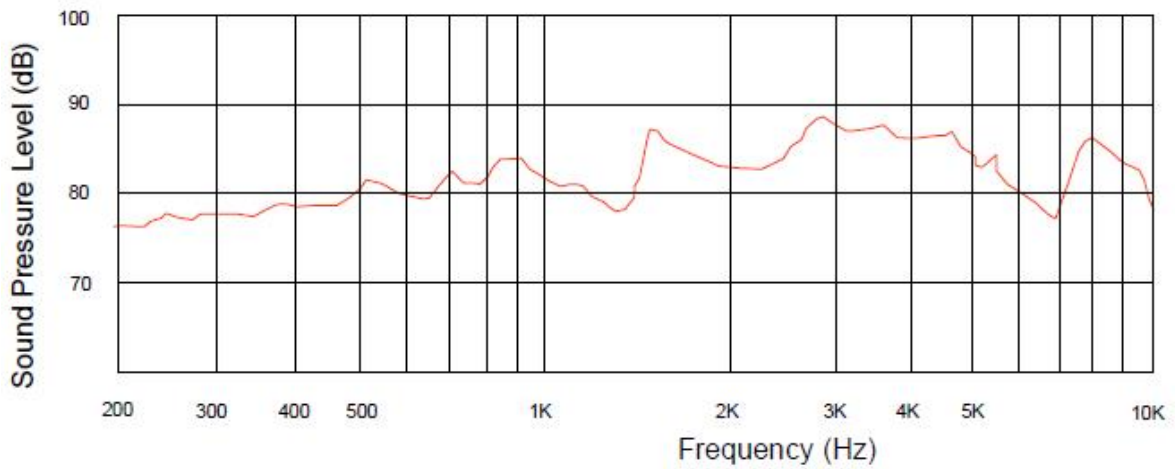
Resonant frequency, 1/2 duty cycle. Square wave.
Signal amplitude should be large enough to saturate the transistor.

Recommended Setting



4. Frequency Response

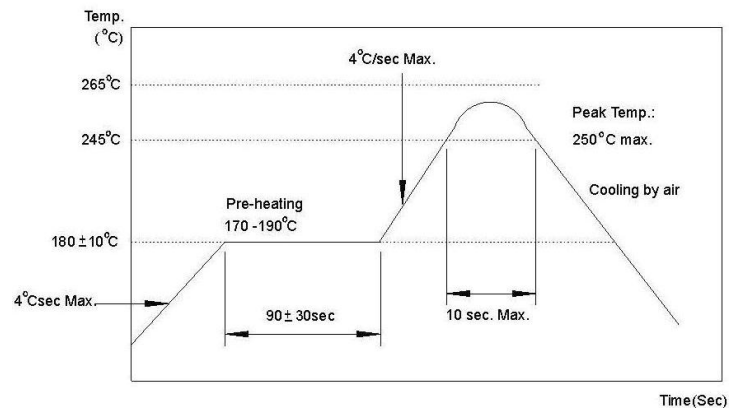
3Vo-p 50% duty Square wave, 10cm



5. Surface mounting condition

5.1 Reflow soldering

Recommendable reflow soldering condition is as follows.



- Note:** (1) In automated mounting of the SMD sound transducers on PCB, any bending, expanding and pulling forces or shocks against the SMD sound transducers shall be kept minimum to prevent them from electrical failures and mechanical damages of the devices.
- (2) In the reflow soldering, too high soldering temperatures and too large temperature Gradient such as rapid heating or cooling may cause electrical failures and mechanical damages of the devices.

6. Reliability Test

After any following tests the part shall meet specifications without any degradation in appearance and performance except SPL. SPL shall not deviate more than -10 dB from the initial value

6.1 Ordinary Temperature Life Test

The part shall be subjected to 96 hours at 25 ± 10°C. Input rated voltage
Test Resonant frequency, 1/2 duty Square wave.

6.2 High Temperature

The part shall be capable of with standing a storage temperature of +85°C for 96 hours.

6.3 Low Temperature Test

The part shall be capable of with standing a storage temperature of -40°C for 96 hours.

6.4 Humidity Test

Temperature: +40°C ± 3°C Relative Humidity: 90% ~ 95% Duration: 48 hours
and expose to room temperature for 6 hours

6.5 Temperature Shock Test

Temperature: 60°C /1hour → 25°C/3hours → -20°C/1hour → 25°C/3hours (1cycle)
Total cycle: 10 cycles

6.6 Drop Test

Standard Packaging From 75cm (Drop on hard wood or board of 5cm thick, three sides, six plain.)

6.7 Vibration Test

Vibration: 1000cycles /min. Amplitude: 1.5mm, Duration: 1 hour in each 3 axes

6.8 Reflow Test

Use recommendable reflow soldering condition (as shown in 5.1)

- (1) No abnormality should be found after reflow
- (2) Good soldering to meet soldering requirements